


PREDICTIVE IMMUNE MODELING RESULTS

Top Individual Biomarker Predictive Accuracy:

Immune Health Expression Models	69%
Immune Escape Genes	69%
Co-inhibitory Molecules	77%
Co-stimulatory Molecules	77%

Multidimensional Biomarker



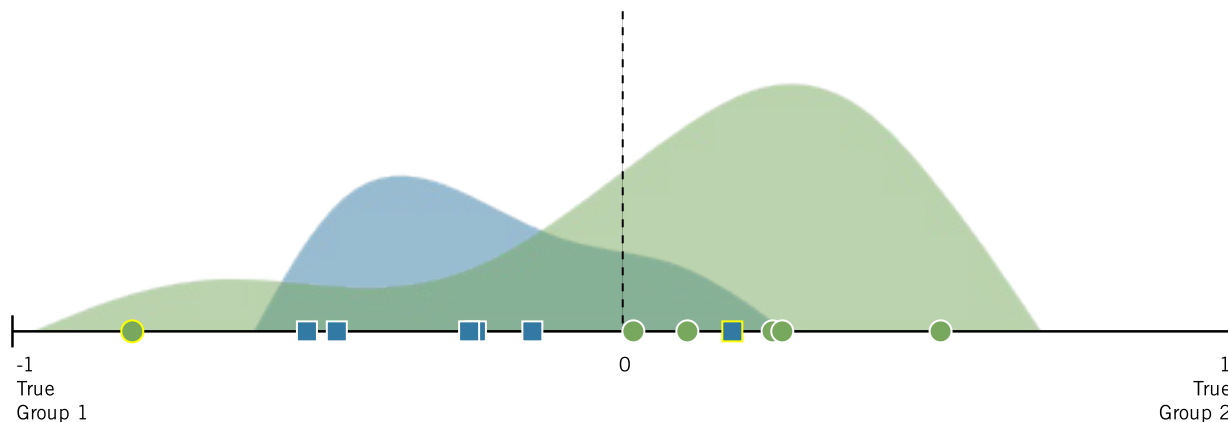
Predictive
Accuracy:

85%

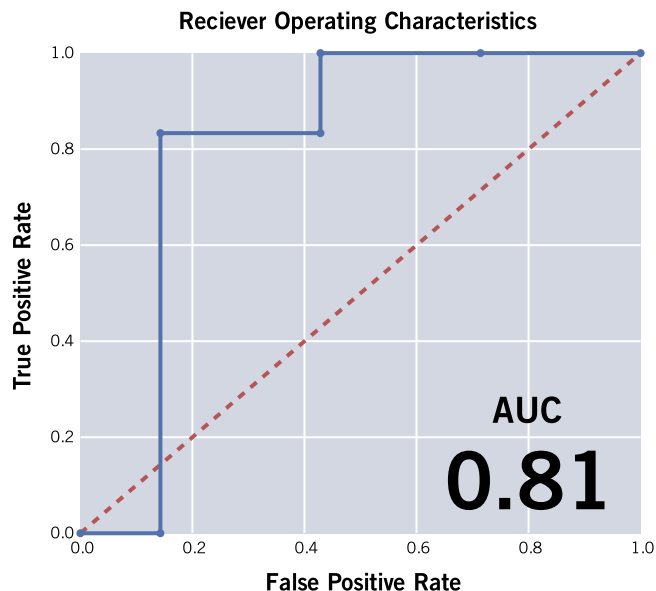
MULTIDIMENSIONAL BIOMARKER ASSESSMENT

- Responder
(Disease Free @
3 Years) (GROUP
1)
- Non-Responder
(Not-Disease
Free @ 1 Year)
(GROUP 2)

* Individual outliers
are highlighted in
yellow and listed on
page 3 of report



ROC CURVE ASSESSMENT



PERFORMANCE MATRIX

		Known		
		Group 1	Group 2	
Estimated	Group 1	5	1	PPV: 83 %
	Group 2	1	6	NPV: 86 %
		Sensitivity: 83 %	Specificity: 86 %	